

GRAINSTONE

GRAINSTONE

Gres Fine Porcellanato

UNA
COLLEZIONE
ISPIRATA ALLA
PIETRA
GRANITICA.
RIGORE E
VERSATILITÀ
PER IL DESIGN
CONTEMPORANEO

 **ERGON**
engineered stone

A collection inspired by **granite rock**.
Elegance and **versatility** for contemporary design.



GRAINSTONE

**3 TEXTURE
7 SIZES
5 COLOURS
MIX AND
MATCH**

Una ricca gamma di finiture, formati e colori per trovare sempre la soluzione progettuale più adatta in tutte le tipologie di ambienti, indoor e outdoor.

A rich assortment of finishes, sizes and colours, to ensure the right design solution is always available for every type of setting, both indoor and outdoor.



120x240
47^{1/4}"x94^{1/2}"

± 6,5mm

60x120
23^{5/8}"x47^{1/4}"

80x80
31^{1/2}"x31^{1/2}"

20MM

60x60
23^{5/8}"x23^{5/8}"

30x60
11^{13/16}"x23^{5/8}"


90x90
35^{7/16}"x35^{7/16}"

45x90
17^{11/16}"x35^{7/16}"


120x120
47^{1/4}"x47^{1/4}"

± 6,5mm

FINE GRAIN





ROUGH GRAIN



CAGE





TAUPE






SAND



WHITE



GREY



DARK



Grey Rough Grain Nat. Rett. 120x120 - 47^{1/4}" x 47^{1/4}"
Grey Rough Grain Nat. Rett. 120x240 - 47^{1/4}" x 94^{1/2}"
Cage Grey Nat. Rett. 60x120 - 23^{5/8}" x 47^{1/4}"



Grey Rough Grain Nat. Rett. 120x240 - 47^{1/4}" x 94^{1/2}"
Grey Rough Grain Nat. Rett. 120x120 - 47^{1/2}" x 47^{1/2}"
Dark Rough Grain Nat. Rett. 60x120 - 23^{5/8}" x 47^{1/4}"
Cage Dark Nat. Rett. 60x120 - 23^{5/8}" x 47^{1/4}"





Cage Dark Nat. Rett. 60x120 - 23^{5/8} x47^{1/4}
Dark Rough Grain Nat. Rett. 60x120 - 23^{5/8} x47^{1/4}
Dark Fine Grain Nat. Rett. 60x120 - 23^{5/8} x47^{1/4}
Grey Rough Grain Nat. Rett. 120x240 - 47^{1/4} x94^{1/2}



Dark Rough Grain Nat. Rett. 60x60 - 23^{5/8} x23^{5/8}"
Dark Fine Grain Nat. Rett. 60x120 - 23^{5/8} x47^{1/4}"
Cage Dark Nat. Rett. 60x120 - 23^{5/8} x47^{1/4}"



Cage Grey Nat. Rett. 60x120 - 23^{5/8}" x 47^{1/4}"
White Rough Grain Nat. Rett. 60x120 - 23^{5/8}" x 47^{1/4}"
Grey Rough Grain Nat. Rett. 80x80 - 31^{1/2}" x 31^{1/2}" 20mm



White Fine Grain Nat. Rett. 60x120 - 23^{5/8}"x47^{1/4}"







Sand Rough Grain Nat. Rett. 60x120 - 23⁵/₈" x 47¹/₄"
Cage Sand Nat. Rett. 60x120 - 23⁵/₈" x 47¹/₄"

Taupe Fine Grain Nat. Rett. 60x120 - 23^{5/8} x 47^{1/4}"
Taupe Rough Grain Nat. Rett. 60x120 - 23^{5/8} x 47^{1/4}"
Cage Taupe Nat. Rett. 60x120 - 23^{5/8} x 47^{1/4}"

TAUPE





Taupe Rough Grain Nat. Rett. 60x120 - 23^{5/8} x47^{1/4}"
Sand Fine Nat. Rett. 60x120 - 23^{5/8} x47^{1/4}"
Cage Taupe Nat. Rett. 60x120 - 23^{5/8} x47^{1/4}"



Sand Fine Nat. Rett. 60x120 - 23^{5/8}"x47^{1/4}"
Sand Rough Grain Nat. Rett. 60x120 - 23^{5/8}"x47^{1/4}"
Sand Big Mix 30x30 - 11^{13/16}"x11^{13/16}"



Grey Fine Grain Nat. Rett. 60x120 - 23^{5/8}" x 47^{1/4}"
Cage Grey Nat. Rett. 60x120 - 23^{5/8}" x 47^{1/4}"
Dark Rough Grain Nat. Rett. 60x120 - 23^{5/8}" x 47^{1/4}"
Dark Rough Grain Lapp. Rett. 60x120 - 23^{5/8}" x 47^{1/4}"

GRAINSTONE


20MM

Estetica e Prestazioni

Grainstone 20MM assicura l'equilibrio ideale tra ricercatezza estetica e prestazioni tecniche elevate nelle più svariate ambientazioni esterne. Alla possibilità di realizzare percorsi, camminamenti e altre soluzioni progettuali outdoor in piena armonia con l'ambiente circostante e in assoluta continuità con gli spazi interni, si aggiunge la garanzia di impiego di un materiale eccezionalmente resistente ai carichi e a tutti i tipi di agenti atmosferici. Facile da posare a secco su erba, sabbia e ghiaia, Grainstone 20MM può essere incollato anche su massetto, permettendo di realizzare pavimentazioni carrabili o altre soluzioni nell'ambito di spazi commerciali e pubblici soggetti a elevato traffico e si presta alla perfezione alla realizzazione di pavimenti sopraelevati. Grainstone 20MM è la soluzione ideale per progettare con stile, senza rinunciare alle esigenze tecniche richieste dall'architettura contemporanea.



Grey Rough Grain 20MM Nat. Rett. 80x80 - 31^{1/2} x 31^{1/2}



HIGH-PERFORMING GOOD LOOKS.

Grainstone 20MM delivers the ideal combination of exquisite appearance and outstanding technical performances in the most widely varying outdoor locations. Paths, pavements and other outdoor solutions that merge perfectly into the surrounding environment and seamlessly continue indoor design schemes can be created with a material offering exceptional resistance to loads, weather and other atmospheric factors. Easily installed dry on grass, sand and gravel, Grainstone 20MM can also be glued to concrete screeds for vehicle-resistant pavings, or for other projects in commercial or public contexts with heavy traffic, and is perfect for raised floors. Grainstone 20MM enables stylish design solutions while meeting all the technical demands of contemporary architecture.



GRAINSTONE

COLORI E FORMATI

Colours and Sizes | Couleurs et Formats | Farben und Formate | Colores y Tamaños | Цвета и Форматы

Taupe Fine Grain



Taupe Rough Grain



Sand Fine Grain



Sand Rough Grain



Si consiglia la posa con fuga 2 mm. - Laying with a 2 mm-joint is recommended. - Pose recommandée avec joints de 2 mm.
Es wird eine Fugenbreite von 2 mm empfohlen. - Se recomienda la colocación con juntas de 2 mm. - Рекомендуется укладка с швом 2 мм.

Verificare l'abbinamento dei toni tra i formati differenti. - Check the colour matching between different sizes.
Vérifier l'assortiment des tonalités entre les différents formats. - Die Kombination der Farbtöne unter den verschiedenen Formaten prüfen.
Comprobar la combinación de los tonos entre los distintos formatos. - Проверьте сочетание тонов у разных форматов.

GRAINSTONE

COLORI E FORMATI

Colours and Sizes | Couleurs et Formats | Farben und Formate | Colores y Tamaños | Цвета и Форматы

9,5 mm.



Naturale Rett.

90x90 - 35^{7/16}"x35^{7/16}"

E0CU Taupe Rough Grain ● **T34**

E0CT Sand Rough Grain ● **T34**



Naturale Rett.

45x90 - 17^{11/16}"x35^{7/16}"

E0D0 Taupe Rough Grain ● **T23**

E0CZ Sand Rough Grain ● **T23**



Naturale Rett.

60x120 - 23^{5/8}"x47^{1/4}"

E099 Taupe Fine Grain ● **T31**

E098 Sand Fine Grain ● **T31**

E0AX Taupe Rough Grain ● **T31**

E0AW Sand Rough Grain ● **T31**



Naturale Rett.

60x60 - 23^{5/8}"x23^{5/8}"

E09N Taupe Fine Grain ● **T17**

E09M Sand Fine Grain ● **T17**

E0CG Taupe Rough Grain ● **T17**

E0CF Sand Rough Grain ● **T17**



Naturale Rett.

30x60 - 11^{13/16}"x23^{5/8}"

E09U Taupe Fine Grain ● **T14**

E09T Sand Fine Grain ● **T14**

E0CN Taupe Rough Grain ● **T14**

E0CM Sand Rough Grain ● **T14**

Lappato Rett.

60x120 - 23^{5/8}"x47^{1/4}"

E0D6 Taupe Rough Grain ● **T49**

E0D5 Sand Rough Grain ● **T49**

Tecnica Rett.

60x120 - 23^{5/8}"x47^{1/4}"

E0C3 Taupe Fine Grain ● **T31**

E0C2 Sand Fine Grain ● **T31**

E0DR Taupe Rough Grain ● **T31**

E0DQ Sand Rough Grain ● **T31**

Lappato Rett.

30x60 - 11^{13/16}"x23^{5/8}"

E0DD Taupe Rough Grain ● **T23**

E0DC Sand Rough Grain ● **T23**

Tecnica Rett.

30x60 - 11^{13/16}"x23^{5/8}"

E0C9 Taupe Fine Grain ● **T14**

E0C8 Sand Fine Grain ● **T14**

E0DX Taupe Rough Grain ● **T14**

E0DW Sand Rough Grain ● **T14**

GRAINSTONE

COLORI E FORMATI

Colours and Sizes | Couleurs et Formats | Farben und Formate | Colores y Tamaños | Цвета и Форматы

White Fine Grain



White Rough Grain



Grey Fine Grain



Grey Rough Grain



Dark Fine Grain



Dark Rough Grain




Si consiglia la posa con fuga 2 mm. - Laying with a 2 mm-joint is recommended. - Pose recommandée avec joints de 2 mm.
 Es wird eine Fugenbreite von 2 mm empfohlen. - Se recomienda la colocación con juntas de 2 mm. - Рекомендуется укладка с швом 2 мм.
 Verificare l'abbinamento dei toni tra i formati differenti. - Check the colour matching between different sizes.
 Vérifier l'assortiment des tonalités entre les différents formats. - Die Kombination der Farbtöne unter den verschiedenen Formaten prüfen.
 Comprobar la combinación de los tonos entre los distintos formatos. - Проверьте сочетание тонов у разных форматов.

GRAINSTONE

COLORI E FORMATI

Colours and Sizes | Couleurs et Formats | Farben und Formate | Colores y Tamaños | Цвета и Форматы

6,5 mm.



Naturale Rett.
 120x240 - 47^{1/4}"x94^{1/2}"
E086 White Rough Grain ● **T92**
E088 Grey Rough Grain ● **T92**



Naturale Rett.
 120x120 - 47^{1/4}"x47^{1/4}"
E08A White Rough Grain ● **T74**
E08D Grey Rough Grain ● **T74**

20MM



Naturale Rett.
 80x80 - 31^{1/2}"x31^{1/2}"
E0E2 Grey Rough Grain ● **T67**

9,5 mm.



Naturale Rett.
 90x90 - 35^{7/16}"x35^{7/16}"
E0CS White Rough Grain ● **T34**
E0CV Grey Rough Grain ● **T34**
E0CW Dark Rough Grain ● **T34**



Naturale Rett.
 45x90 - 17^{11/16}"x35^{7/16}"
E0CY White Rough Grain ● **T23**
E0D1 Grey Rough Grain ● **T23**
E0D2 Dark Rough Grain ● **T23**



Naturale Rett.
 60x120 - 23^{5/8}"x47^{1/4}"
E097 White Fine Grain ● **T31**
E09A Grey Fine Grain ● **T31**
E09C Dark Fine Grain ● **T31**
E0AV White Rough Grain ● **T31**
E0AY Grey Rough Grain ● **T31**
E0AZ Dark Rough Grain ● **T31**



Naturale Rett.
 60x60 - 23^{5/8}"x23^{5/8}"
E09L White Fine Grain ● **T17**
E09P Grey Fine Grain ● **T17**
E09Q Dark Fine Grain ● **T17**
E0CE White Rough Grain ● **T17**
E0CH Grey Rough Grain ● **T17**
E0CJ Dark Rough Grain ● **T17**



Naturale Rett.
 30x60 - 11^{13/16}"x23^{5/8}"
E09S White Fine Grain ● **T14**
E09V Grey Fine Grain ● **T14**
E09W Dark Fine Grain ● **T14**
E0CL White Rough Grain ● **T14**
E0CP Grey Rough Grain ● **T14**
E0CQ Dark Rough Grain ● **T14**

Lappato Rett.

60x120 - 23^{5/8}"x47^{1/4}"
E0D4 White Rough Grain ● **T49**
E0D7 Grey Rough Grain ● **T49**
E0D8 Dark Rough Grain ● **T49**

Tecnica Rett.

60x120 - 23^{5/8}"x47^{1/4}"
E0C1 White Fine Grain ● **T31**
E0C4 Grey Fine Grain ● **T31**
E0C5 Dark Fine Grain ● **T31**
E0DP White Rough Grain ● **T31**
E0DS Grey Rough Grain ● **T31**
E0DT Dark Rough Grain ● **T31**

Lappato Rett.

30x60 - 11^{13/16}"x23^{5/8}"
E0DA White Rough Grain ● **T23**
E0DE Grey Rough Grain ● **T23**
E0DF Dark Rough Grain ● **T23**

Tecnica Rett.

30x60 - 11^{13/16}"x23^{5/8}"
E0C7 White Fine Grain ● **T14**
E0CA Grey Fine Grain ● **T14**
E0CC Dark Fine Grain ● **T14**
E0DV White Rough Grain ● **T14**
E0DY Grey Rough Grain ● **T14**
E0DZ Dark Rough Grain ● **T14**

GRAINSTONE

DECORI

Decors | Decors | Dekore | Decorados | Декоры

CAGE



60x120 - 23^{5/8}"x47^{1/4}"
E09G Taupe Nat. Rett.

● T37



60x120 - 23^{5/8}"x47^{1/4}"
E09F Sand Nat. Rett.

● T37



60x120 - 23^{5/8}"x47^{1/4}"
E09E White Nat. Rett.


● T37

GRAINSTONE

DECORI


Decors | Decors | Dekore | Decorados | Декоры

CAGE



60x120 - 23^{5/8}"x47^{1/4}"
E09H Grey Nat. Rett.

● T37



60x120 - 23^{5/8}"x47^{1/4}"
E09J Dark Nat. Rett.

● T37

GRAINSTONE

DECORI

Decors | Decors | Dekore | Decorados | Декоры

MOSAICO BIG MIX* FINE GRAIN | ROUGH GRAIN | CAGE




30x30 - 11^{13/16}"x11^{13/16}"
EDFS Taupe Nat. ● A96



30x30 - 11^{13/16}"x11^{13/16}"
EDFR Sand Nat. ● A96



30x30 - 11^{13/16}"x11^{13/16}"
EDFQ White Nat. ● A96



30x30 - 11^{13/16}"x11^{13/16}"
EDFT Grey Nat. ● A96




30x30 - 11^{13/16}"x11^{13/16}"
EDFU Dark Nat. ● A96

MOSAICO 3X3* FINE GRAIN


Tessera - Chip 2,8x2,8 - 1^{1/8}"x1^{1/8}"




30x30 - 11^{13/16}"x11^{13/16}"
E0TD Taupe Nat. ● A96




30x30 - 11^{13/16}"x11^{13/16}"
E0TC Sand Nat. ● A96



30x30 - 11^{13/16}"x11^{13/16}"
E0TA White Nat. ● A96



30x30 - 11^{13/16}"x11^{13/16}"
E0TE Grey Nat. ● A96



30x30 - 11^{13/16}"x11^{13/16}"
E0TF Dark Nat. ● A96


* Su rete in fibra - On fibre mesh backing - Sur filet en fibre de verre - Auf Glasfasernetz - Sobre malla de fibra - На волоконной сетке

GRAINSTONE


DECORI

Decors | Decors | Dekore | Decorados | Декоры


LISTELLI SFALSATI* FINE GRAIN | ROUGH GRAIN | CAGE



30x60 - 11^{13/16}"x23^{5/8}"
EDFY Taupe Nat. ● A80



30x60 - 11^{13/16}"x23^{5/8}"
EDFX Sand Nat. ● A80



30x60 - 11^{13/16}"x23^{5/8}"
EDFW White Nat. ● A80



30x60 - 11^{13/16}"x23^{5/8}"
EDFZ Grey Nat. ● A80








30x60 - 11^{13/16}"x23^{5/8}"
EDG0 Dark Nat. ● A80

* Su rete in fibra - On fibre mesh backing - Sur filet en fibre de verre - Auf Glasfasernetz - Sobre malla de fibra - На волоконной сетке

GRAINSTONE

PEZZI SPECIALI







Trims | Pieces Speciales | Formteile | Piezas Especiales | Специальные Изделия

	Dimensione Size	Color					Fascia di prezzo Price band
		Taupe	Sand	White	Grey	Dark	
	FINE GRAIN Nat. Rett. 7x60 - 2 ^{3/4} "x23 ^{5/8} " Pcs. Box 15 - LM x Box 9,00	E0TR	E0TQ	E0TP	E0TS	E0TT	● A11
	ROUGH GRAIN Nat. Rett. 7x60 - 2 ^{3/4} "x23 ^{5/8} " Pcs. Box 15 - LM x Box 9,00	E0VD	E0VC	E0VA	E0VE	E0VF	● A11
	ROUGH GRAIN Nat. Rett. 4,6x90 - 1 ^{13/16} "x35 ^{7/16} " Pcs. Box 8 - LM x Box 7,20	E0VK	E0VJ	E0VH	E0VL	E0VM	● A18
	FINE GRAIN Nat. Rett. 33x120 - 12 ^{15/16} "x47 ^{1/4} " Pcs. Box 2 - LM x Box 2,40	E0U3	E0U2	E0U1	E0U4	E0U5	● A82
	ROUGH GRAIN Nat. Rett. 33x120 - 12 ^{15/16} "x47 ^{1/4} " Pcs. Box 2 - LM x Box 2,40	E0VR	E0VQ	E0VP	E0VS	E0VT	● A82
	FINE GRAIN Tecnica Rett. 33x120 - 12 ^{15/16} "x47 ^{1/4} " Pcs. Box 2 - LM x Box 2,40	E0U9	E0U8	E0U7	E0UA	E0UC	● A82
	ROUGH GRAIN Tecnica Rett. 33x120 - 12 ^{15/16} "x47 ^{1/4} " Pcs. Box 2 - LM x Box 2,40	E0VX	E0VW	E0VV	E0VY	E0VZ	● A82
	FINE GRAIN Nat. Rett. 33x120x3,2x3,2 12 ^{15/16} "x47 ^{1/4} "x1 ^{1/4} "x1 ^{1/4} " Pcs. Box 2 - LM x Box 2,40	E0UG	E0UF	E0UE	E0UH	E0UJ	● A98
	ROUGH GRAIN Nat. Rett. 33x120x3,2x3,2 12 ^{15/16} "x47 ^{1/4} "x1 ^{1/4} "x1 ^{1/4} " Pcs. Box 2 - LM x Box 2,40	E0W3	E0W2	E0W1	E0W4	E0W5	● A98
	FINE GRAIN Nat. Rett. 33x120x3,2x3,2 12 ^{15/16} "x47 ^{1/4} "x1 ^{1/4} "x1 ^{1/4} " Pcs. Box 1 - LM x Box 1,20	DX E0UN	DX E0UM	DX E0UL	DX E0UP	DX E0UQ	● A104
	ROUGH GRAIN Nat. Rett. 33x120x3,2x3,2 12 ^{15/16} "x47 ^{1/4} "x1 ^{1/4} "x1 ^{1/4} " Pcs. Box 1 - LM x Box 1,20	DX E0W9	DX E0W8	DX E0W7	DX E0WA	DX E0WC	
			SX E0WG	SX E0WF	SX E0WE	SX E0WH	SX E0WJ

GRAINSTONE

20MM PEZZI SPECIALI

Trims | Pieces Speciales | Formteile | Piezas Especiales | Специальные Изделия



	Dimensione Size	Color		Fascia di prezzo Price band
		Grey		
	ROUGH GRAIN Nat. Rett. 33x80x5 - 12 ^{15/16} "x31 ^{1/2} "x1 ^{15/16} " Pcs. Box 2 - LM x Box 1,60	E0WZ		● A80
	ROUGH GRAIN Nat. Rett. 33x80x5 - 12 ^{15/16} "x31 ^{1/2} "x1 ^{15/16} " Pcs. Box 2 - LM x Box 1,60	DX E0X3	SX EGHH	● A96
	ROUGH GRAIN Nat. Rett. 33x80x2,5 - 12 ^{15/16} "x31 ^{1/2} "x1 ^{15/16} " Pcs. Box 2 - LM x Box 1,60	E0X7		● A84
	ROUGH GRAIN Nat. Rett. 33x80x2,5 - 12 ^{15/16} "x31 ^{1/2} "x1 ^{15/16} " Pcs. Box 2 - LM x Box 1,60	DX E0XC	SX EGHM	● A96
	ROUGH GRAIN Nat. Rett. 33x80 - 12 ^{15/16} "x31 ^{1/2} " Pcs. Box 2 - LM x Box 1,60	E0WM		● A80
	ROUGH GRAIN Nat. Rett. 16,5x80 - 6 ^{1/2} "x31 ^{1/2} " Pcs. Box 4 - LM x Box 3,20	E0WR		● A44

IMBALLI E PESI

Packing and Weight | Emballages et Poids | Verpackung und Gewicht | Embalajes y Pesos | Упаковка и Вес

Formato Size Format Format Татаño Формат cm	Spessore Thickness Epaisseur Stärke Espesor Толщина mm	Pz. x Mq. Pieces x Sqm Pcs / M ² Stk. x Qm Pzs x Mc. Шт x Кв.М.	Pz. x Scat. Pieces x Box Pcs / Bte Stk. x Krt. Pzs x Caja Шт x Кор.	Mq. x Scat. Sqm x Box M ² / Bte Qm x Krt. Mc. x Caja Кв.М. x Кор.	Peso x Scat. Weight x Box Poids / Bte Gewicht x Krt. Peso x Caja Вес x Кор. Kg	Scat. x Pal. Boxes x Pal. Bte / Pal. Krt. x Pal. Cajas x Pal. Кор. x Подд.	Mq. x Pal. Sqm x Pal. M ² / Pal. Qm x Pal. Mc. x Pal. Кв.М x Подд.	Peso x Pal. Weight x Pal. Poids / Pal. Gewicht x Pal. Peso x Pal. Вес x Подд. Kg
120x240 Naturale	6,5	0,35	1	2,880	43,20		vedi sotto - see below	
120x120 Naturale	6,5	0,69	2	2,880	43,20	20	57,60	984
60x120 Nat. - Lapp. - Tecnica - Cage	9,5	1,39	2	1,440	31,68	36	51,84	1140
90x90 Naturale	9,5	1,23	2	1,620	35,64	24	38,88	855
45x90 Naturale	9,5	2,47	3	1,215	26,73	32	38,88	855
60x60 Naturale	9,5	2,78	3	1,080	23,76	40	43,20	950
30x60 Naturale - Lappato - Tecnica	9,5	5,56	6	1,080	23,76	48	51,84	1140
30x60 Listelli Sfalsati Naturale	9,5	5,56	4	0,720	15,80	30	21,60	474
30x30 Mosaico 3x3 Naturale	9,5	11,11	5	0,450	8,73	60	27,00	524
30x30 Mosaico Big Mix Naturale	9,5	11,11	5	0,450	8,73	60	27,00	524
80x80 Naturale 20MM	20	1,56	1	0,640	29,44	45	28,80	1325

Slabs 120x240

Articolo Item Reference Artikel Articulo Артикула	Dimensione (cm) Size (cm) Format (cm) Format (cm) Татаño (cm) Формат (cm)	Nr. Lastre No. of Slabs Nbre Dalles Anz. Platten N° de Placas Кол. Плит	Mq. x Imballo sqm per Pack m ² / Emballage qm pro Verpackung m ² por embalaje Кв.м. x упаковку	Peso Imballo (Kg) Weight of Packaging (kg) Poids Emballage (kg) Gewicht Verpackung (kg) Peso embalaje (kg)	Peso Imballo+Lastre (Kg) Weight of Packaging + Slabs (kg) Poids Emballage+Dalles (kg) Gewicht Verpackung+Platten (kg) Peso embalaje + placas (kg)
 120x240	136x266x41h	20	57,60	125	989
 120x240	75x250x160h	40	115,20	163	1891

PERFECT MATCH

TWO COLLECTIONS, **FIVE** COLOURS,
MULTIPLE COMBINATIONS

GRAINSTONE

Fine Grain

Rough Grain

Cage

STONETALK

Minimal

Martellata

Rullata

TAUPE

SAND

WHITE

GREY

DARK

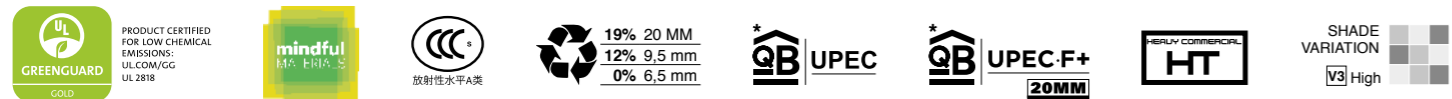




Grey Fine Grain Nat. Rett. 60x120 - 23^{5/8} x 47^{1/4}
Grey Rough Grain Tecnica Rett. 60x120 - 23^{5/8} x 47^{1/4}
STONETALK Grey Martellata 60x120 - 23^{5/8} x 47^{1/4}
STONETALK Grey Rullata 60x120 - 23^{5/8} x 47^{1/4}

CARATTERISTICHE TECNICHE Technical Features - Características Técnicas - Technische Eigenschaften Technische Eigenschaften - Características Técnicas - Технические Характеристики	NORMA Standard - Norme Norm - Norma - Norma	VALORI Value - Valeur Vorgabe - Valor - Средние
ASSORBIMENTO D'ACQUA (VALORE MEDIO IN %) Water absorption (Average value expressed in %) - Absorption d'eau (Valeur moyenne en %) - Wasseraufnahme (Durchschnittswert in %) - Absorción de agua (Valor medio en %) - Поглощение воды	UNI EN ISO 10545/3 ASTM C373	CONFORME COMPLIANT
RESISTENZA ALLA FLESSIONE Modulus of rupture - Resistance a la flexion - Biegefestigkeit Resistencia a la flexion - Прочность на изгиб	SPESORE UNI EN ISO 10545/4	6,5 mm 9,5 mm 20MM ≥ 35 N/mm ² ≥ 45 N/mm ² ≥ 45 N/mm ²
FORZA DI ROTTURA Breaking strength - Résistance à la rupture - Bruchlast Resistencia a la rotura - Разрывное усилие	UNI EN ISO 10545/4 ASTM C648	≥ 700 N ≥ 2000 N ≥ 12000 N 250 Lbs 400 Lbs 2500 Lbs
RESISTENZA AL GELO Frost resistance - Résistance au gel - Frostbeständigkeit Resistencia a las heladas - Морозостойкость	UNI EN ISO 10545/12 ASTM C1026	CONFORME UNAFFECTED
RESISTENZA CHIMICA AD ALTE E BASSE CONCENTRAZIONI DI ACIDI E BASI Chemical resistance to high and low acid and basic concentrations Résistance chimique aux hautes et basses concentrations d'acides et de bases Chemikalienfestigkeit bei hohen und niedrigen Konzentrationen von Säuren und Basen Resistencia química con concentraciones altas y bajas de ácidos y bases Химическая стойкость к высоким и низким концентрациям кислот и щелочей	UNI EN ISO 10545/13 ASTM C-650	A - LA - HA UNAFFECTED
RESISTENZA ALLE MACCHIE Stain resistance - Résistance aux taches - Fleckenbeständigkeit Resistencia a las manchas - Стойкость к образованию пятен	UNI EN ISO 10545/14	5
COEFFICIENTE DI ATTRITO Slip resistance Coefficient de glissement Rutschfestigkeit Barfußbereich Coeficiente de atrito medio Коэффициент трения		NAT. LAPP. TECNICA / 20MM DIN EN 16165 Annex B R10 - R11 DIN EN 16165 Annex A B (A+B) - C (A+B+C) ANSI A326.3:2017 DCOF WET ≥ 0,50 - WET ≥ 0,65 B.C.R.A. D.M. N. 236 14/6/89 > 0,40 - > 0,40 AS 4586-2013 Anexo A P3 - P4 BS 7976-2: 2002 BSEN13036-4:2011 Pendulum testers >36 Low Slip potential - >36 Low Slip potential UNE 41901:2017 EX DB SUA (actual) - - 3

Per maggiori chiarimenti sui dati tecnici e sulla garanzia consultare il catalogo generale in vigore. - For further information on technical specifications, please consult our up-dated general catalogue. - Pour toutes informations supplémentaires sur les données techniques et sur les garanties, veuillez consulter le catalogue general en vigueur. - Für weitere Informationen über technische Daten und Garantie beziehen sie sich bitte auf den aktuellen Gesamtkatalog. - Para ulteriores informaciones sobre los datos tecnicos y la garantia, vease el catalogo general en vigor. - Более подробную информацию о технических данных и гарантии смотрите в действующем сводном катал.



* La lista completa e aggiornata dei prodotti certificati è visionabile sul sito www.cstb.fr. Per qualsiasi ulteriore informazione contattare Emilceramica Group. - The full, up-to-date list of certified products can be viewed at www.cstb.fr. Please contact the Emilceramica Group for any further information. - La liste complète et à jour des produits certifiés peut être consultée sur le site www.cstb.fr. Pour tout renseignement complémentaire, veuillez contacter Emilceramica Group. - Die komplette und aktualisierte Liste der zertifizierten Produkte ist im Internet auf www.cstb.fr einsehbar. Für ausführliche Informationen kontaktieren Sie bitte die Emilceramica Group. - La lista completa y actualizada de los productos certificados se puede consultar accediendo al sitio web www.cstb.fr. Para más información pueden ponerse en contacto con Emilceramica Group.

P.1
Une collection inspirée de la **Pierre granitique**. **Simplicité et diversification** pour le design contemporain.

P.2
Une extraordinaire variété de finitions, formats et couleurs pour trouver toujours le design parfait pour toutes les applications, en intérieur et en extérieur.

P.30

20MM

ESTHÉTIQUE ET PERFORMANCE.

Grainstone 20MM instaure l'équilibre idéal entre raffinement esthétique et haute performance technique dans les contextes les plus disparates. Il est ainsi possible de réaliser des parcours, des cheminements et d'autres projets extérieurs en totale harmonie avec le milieu environnant et en continuité visuelle avec l'intérieur. De plus, la matière assure une résistance exceptionnelle aux charges et à tous les agents atmosphériques. Facile à poser à sec sur gazon, sur sable et sur gravier, Grainstone 20MM se colle aussi sur chape pour composer des sols carrossables ou d'autres solutions dans les espaces commerciaux et publics exposés à trafic intense. Le produit convient également parfaitement à la mise en place de planchers surélevés. Grainstone 20MM est le nec plus ultra pour donner corps à des projets de classe, tout en remplissant les critères techniques de l'architecture contemporaine.

P.1
Eine von **Granitgestein** inspirierte Kollektion. **Strenge und vielseitige** Optik im Einklang mit modernen Designwelten.

P.2
Ein breit gefächertes Angebot an Oberflächen, Formaten und Farben ermöglicht stets die passende Lösung für alle Innen- und Außenbereiche.

P.30

20MM

ÄSTHETIK UND LEISTUNGEN.

Grainstone 20MM gewährleistet den perfekten Einklang zwischen ausgefeilter Ästhetik und hohen technischen Leistungen in verschiedensten Außenräumen. Die Möglichkeit zu Gestaltungslösungen für den Außenbereich wie etwa Fahr- und Gehwege, die sich harmonisch in die Umgebung einfügen und eine nahtlose optische Einheit mit den Innenräumen bilden, ist mit der Garantie eines außergewöhnlich belastungsfähigen und witterungsbeständigen Materials verbunden. Leicht verlegbar im Gras-, Sand- oder Kiesbett, kann Grainstone 20MM auch auf Estrich verklebt werden. Die Kollektion eignet sich nicht nur für Bodenbeläge oder andere Lösungen in stark frequentierten Bereichen, sondern ist auch zur Erstellen von Doppelböden perfekt. Grainstone 20MM ist die ideale Lösung für eine stilsichere Gestaltung und erfüllt die technischen Anforderungen der modernen Architektur.

P.1
Una colección inspirada en la **piedra granítica**. **Rigor y versatilidad** en el diseño contemporáneo.

P.2
Una rica gama de acabados, formatos y colores para encontrar siempre la solución proyectiva más adecuada en toda suerte de ámbitos, interiores y exteriores.

P.30

20MM

ESTÉTICA Y PRESTACIONES.

Grainstone 20MM asegura el equilibrio ideal entre refinamiento estético y prestaciones técnicas elevadas en las más diversas ambientaciones exteriores. A la posibilidad de realizar carriles, caminos y otras soluciones proyectivas exteriores en plena armonía con el entorno y dando continuidad a los espacios interiores, se suma la garantía de uso de un material excepcionalmente resistente a las cargas y a toda clase de agentes atmosféricos. Fácil de colocar en seco sobre hierba, arena y grava, Grainstone 20MM también se puede encolar sobre la capa de relleno, permitiendo disponer pavimentaciones transitables u otras soluciones en el ámbito de espacios comerciales y públicos sometidos a un tráfico intenso y se presta a la perfección a la realización de pavimentos sobreelevados. Grainstone 20MM es la solución ideal para proyectar con estilo, sin renunciar a las exigencias técnicas requeridas por la arquitectura contemporánea.

P.1
Эта коллекция черпает вдохновение в **гранитном камне**. **Строгость и универсальность** на службе современного дизайна.

P.2
Богатый ассортимент отделок, форматов и цветов всегда позволяет найти наиболее удачное дизайнерское решение для оформления любых интерьеров и наружных пространств.

P.30

20MM

ЭФФЕКТНАЯ ЭСТЕТИКА И ВЫСОКИЕ ХАРАКТЕРИСТИКИ.

Grainstone 20MM гарантирует достижение идеального равновесия между эстетической изысканностью и высокими техническими характеристиками в самых разнообразных наружных оформлениях. К возможности создания дорожек, тротуаров и других проектных решений для наружных пространств в полной гармонии с окружающей средой и с полной взаимопреemptвенностью с внутренними пространствами добавляется гарантия использования материала, который чрезвычайно устойчив к нагрузкам и всем типам атмосферного воздействия. Материал Grainstone 20MM легко укладывается всухую на траву, песок и щебень, а также его можно наклеивать на бетонную стяжку, что позволяет изготавливать полы, пригодные для движения транспортных средств, или же другие решения на торговых и общественных объектах с высокой интенсивностью движения, а кроме того, он может великолепно использоваться для изготовления фальшполов. Grainstone 20MM - это наилучшее решение для проектирования с хорошим стилем, не отказываясь от технических необходимостей, которые востребованы современной архитектурой.

I colori e le caratteristiche estetiche dei materiali illustrati nel presente catalogo sono da ritenersi puramente indicativi. Le misure dei prodotti qui indicate si intendono nominali e come i pesi ed i colori subiscono le variazioni tipiche del processo ceramico. Ergon si riserva la facoltà di modificare in qualunque momento senza preavviso le caratteristiche tecniche, estetiche e i materiali presentati. Tali caratteristiche non sono comunque vincolanti nei termini legali.

Colours and optical features of the materials illustrated in this catalogue are to be regarded as mere indications. Product sizes indicated are nominal and like weights and colours undergo the typical variations of the ceramic process. Ergon reserves the right to change the technical and optical features of the materials illustrated at any time and without notice. These features are not legally binding.



Ergon is a brand of Emilceramica S.r.l. a socio unico	Sede Commerciale/ Amministrativa
emilgroup.it/ergon emilgroup.it	Via Ghiarola Nuova, 29 - 41042 Fiorano Modenese - Mo Italy T +39 0536 835111 - info@emilceramicagroup.it